






Week	1 2.9	2 9.9	3 16.9	4 23.9	5 30.9	6 7.10	7 14.10	8 21.10
Key Question	What Makes Me Special?							
School Value	Concentrate, work hard and be proud of your achievements.							
Links to careers	artist, road safety manager, environmentalist, textile designer, fitness expert, dietician							
Enrichment opportunities		Visit to Good Taste						
SMSC Links	Vote for new school councillors  Choose School Ambassadors	Fairtrade Fortnight	14 <sup>th</sup> World First Aid Day (16 <sup>th</sup> assembly and basic first aid in classroom)		3 <sup>rd</sup> World Poetry Day	10 <sup>th</sup> world Mental Health Day	14 <sup>th</sup> -20 <sup>th</sup> Recycle Week	
British Values	Democracy and Rule of Law							
Themed days			<u>Staying Safe</u> - Road safety - Basic first aid - What to do in an emergency					
Themed assemblies		Jane - school rules and values	16 <sup>th</sup> Basic First Aid - parent or St John's Ambulance?	<a href="#">Susan Who was Nelson Mandela?</a> <a href="#">Who was Nelson Mandela? - BBC Bitesize</a>	3 <sup>rd</sup> - 9am Assembly. Classes to perform poetry? <a href="#">The Achievements of Floella Benjamin</a> <a href="#">KS1 Black British History: Floella Benjamin - BBC Teach</a>	Jane - 7 <sup>th</sup> Assembly for World Mental Health Day	<a href="#">Susan Who is Lauren James?</a> <a href="#">Lauren James: The amazing life of the superstar Lioness - BBC Newsround</a>	21 <sup>st</sup> - Gail - harvest

				23 <sup>rd</sup> , 30 <sup>th</sup> , 14 <sup>th</sup> - Black History Month-Susan <u>The lives of significant individuals who have contributed to national and international events &amp; achievements</u> <ul style="list-style-type: none"> <li>I understand that people often cause change and this can have long term impact.</li> </ul>				<u>Express ideas and insights into religious and world views:</u> <ul style="list-style-type: none"> <li>B1 - Ask and respond to questions about what communities do and why.</li> </ul>
Golden Thread Forest School	If FS then have session on rules?	Science - Seasonal change. Adopt a tree and sketch it.	Music - Sounds in the environment.	Geography/PSHE - Litter pick.	PE - Fundamentals - Balancing.	Science - Working scientifically.	Geography & Science - Know the four seasons and the weather associated with it. Predict how the FS garden will change over the year.	Fire day
		Art	Art	Art	Art	Art	Art	Fire Day
Forest School Activities			Whole class Litter Pick!					
Lesson	1 - Self Portraits	2 - Introduce weaving.	3 - Explore weaving using paper.	4 - Explore different materials for weaving.	5 - Make individual wall hangings.	6	7	8

National Curriculum KS1	Use a range of materials to design and make products. To develop a wide range of art and design techniques in using colour, pattern, texture, line, shape, form and space. About the work of a range of artists, craft makers and designers, describing the differences and similarities between different practices and disciplines, and making links to their own work.							END POINT Use skills and techniques learned to create a decorative wall hanging.	
Substantive Knowledge		To know That weaving is a very old art form that is important to many communities.	To know that to weave you need a loom of some kind and materials to weave with. To know that you use an under-over technique to create a pattern.	To know it is possible weave with a variety of materials.	To know it is important to make considered choices when creating a final piece of artwork for a purpose.				
Key vocabulary	ALL - weaving, loom, yarn, fabric, under-over technique, texture, pattern, strips, thread, needle. SOME - warp, weft, tapestry, interlacing.							-	
Disciplinary skills	KS1								
	Y1	Identify, observe and describe.							

	Y2	<b>Describe, compare and contrast, reason</b>					
<p><b>Key Stage 1</b></p>	<p>All children to create a self-portrait. CT to choose how to do this. Y2 - half/ half portraits? Y1 -</p>	<p><b>Lesson:</b> Talk about Gunta Stolzl. Look at pictures of her work. Children to look at, feel and describe woven objects, from around the world if possible. Have natural materials available in the garden - weave in and out of railings.</p> 	<p><b>Lesson:</b> (Talk about the primary colours.) Make own very simple paper loom. Use paper strips in primary colours to weave a repeating pattern.</p> 	<p><b>Lesson:</b> Have a range of fabrics, threads, natural materials available. Have a 'workstation' set up in the garden to experiment weaving with them. (There is a loom in school somewhere!)</p> 	<p><b>Lesson:</b> Each child to make their own hanging to sell at the Winter carnival. Have cardboard looms ready. We might need parents to come and help with this!</p>  	<p>To share their fluency of knowledge about weaving, including its cultural significance, Gunta Stolzl, key vocabulary and an explanation of how to weave.</p>	